


**MEGHALAYA BOARD OF SCHOOL EDUCATION**  
**HIGHER SECONDARY SCHOOL LEAVING CERTIFICATE EXAMINATION, 2017**  
**( COMMERCE STREAM )**

**ABSTRACT OF RESULTS**

| Category           | No of Candidates |             | No of Candidates passed in |                 |                |               |             | Total Pass  | Percentage of Pass |
|--------------------|------------------|-------------|----------------------------|-----------------|----------------|---------------|-------------|-------------|--------------------|
|                    | Applied          | Appeared    | First Division             | Second Division | Third Division | Compartmental | Improvement |             |                    |
| <b>REGULAR</b>     |                  |             |                            |                 |                |               |             |             |                    |
| Male               | 1214             | 1205        | 202                        | 496             | 150            | -             | -           | 848         | 70.37              |
| Female             | 733              | 731         | 260                        | 303             | 43             | -             | -           | 606         | 82.90              |
| <b>Total</b>       | <b>1947</b>      | <b>1936</b> | <b>462</b>                 | <b>799</b>      | <b>193</b>     | <b>-</b>      | <b>-</b>    | <b>1454</b> | <b>75.10</b>       |
| <b>NON-REGULAR</b> |                  |             |                            |                 |                |               |             |             |                    |
| Male               | 195              | 184         | 1                          | 15              | 11             | 53            | 1           | 81          | 44.02              |
| Female             | 73               | 73          | 2                          | 5               | 3              | 31            | -           | 41          | 56.16              |
| <b>Total</b>       | <b>268</b>       | <b>257</b>  | <b>3</b>                   | <b>20</b>       | <b>14</b>      | <b>84</b>     | <b>1</b>    | <b>122</b>  | <b>47.47</b>       |
| <b>Grand Total</b> | <b>2215</b>      | <b>2193</b> | <b>465</b>                 | <b>819</b>      | <b>207</b>     | <b>84</b>     | <b>1</b>    | <b>1576</b> | <b>71.87</b>       |

[1]



( T. R. Laloo )  
 Controller of Examinations,  
 Meghalaya Board of School Education,  
 Tura

Dated Tura,  
 the 8th May, 2017

**MEGHALAYA BOARD OF SCHOOL EDUCATION**  
**HIGHER SECONDARY SCHOOL LEAVING CERTIFICATE EXAMINATION, 2017**  
**( COMMERCE STREAM )**

**CATEGORYWISE / GENDERWISE PERCENTAGE OF PASS**

| Category | Applied | Appeared | No of Candidates Passed |          |          |       |        | Pass Percentage |
|----------|---------|----------|-------------------------|----------|----------|-------|--------|-----------------|
|          |         |          | 1st Div.                | 2nd Div. | 3rd Div. | Comp. | Imprv. |                 |

**Schedule Caste**

|        |    |    |   |   |     |   |     |    |        |
|--------|----|----|---|---|-----|---|-----|----|--------|
| Male   | 16 | 16 | 2 | 4 | 1   | 1 | Nil | 8  | 50.00  |
| Female | 11 | 11 | 4 | 6 | Nil | 1 | Nil | 11 | 100.00 |

**Schedule Tribe**

|        |      |      |     |     |     |    |     |     |       |
|--------|------|------|-----|-----|-----|----|-----|-----|-------|
| Male   | 1042 | 1022 | 132 | 385 | 123 | 29 | 1   | 670 | 65.56 |
| Female | 614  | 613  | 170 | 232 | 36  | 25 | Nil | 463 | 75.53 |


**OBC**

|        |    |    |   |    |   |     |     |    |        |
|--------|----|----|---|----|---|-----|-----|----|--------|
| Male   | 31 | 31 | 6 | 13 | 4 | 2   | Nil | 25 | 80.65  |
| Female | 7  | 7  | 3 | 1  | 3 | Nil | Nil | 7  | 100.00 |

**General**

|        |     |     |    |     |    |    |     |     |       |
|--------|-----|-----|----|-----|----|----|-----|-----|-------|
| Male   | 320 | 320 | 63 | 109 | 33 | 21 | Nil | 226 | 70.63 |
| Female | 174 | 173 | 85 | 69  | 7  | 5  | Nil | 166 | 95.95 |

|                    |             |             |            |            |            |           |          |             |              |
|--------------------|-------------|-------------|------------|------------|------------|-----------|----------|-------------|--------------|
| <b>Grand Total</b> | <b>2215</b> | <b>2193</b> | <b>465</b> | <b>819</b> | <b>207</b> | <b>84</b> | <b>1</b> | <b>1576</b> | <b>71.87</b> |
|--------------------|-------------|-------------|------------|------------|------------|-----------|----------|-------------|--------------|



( T. R. Laloo )

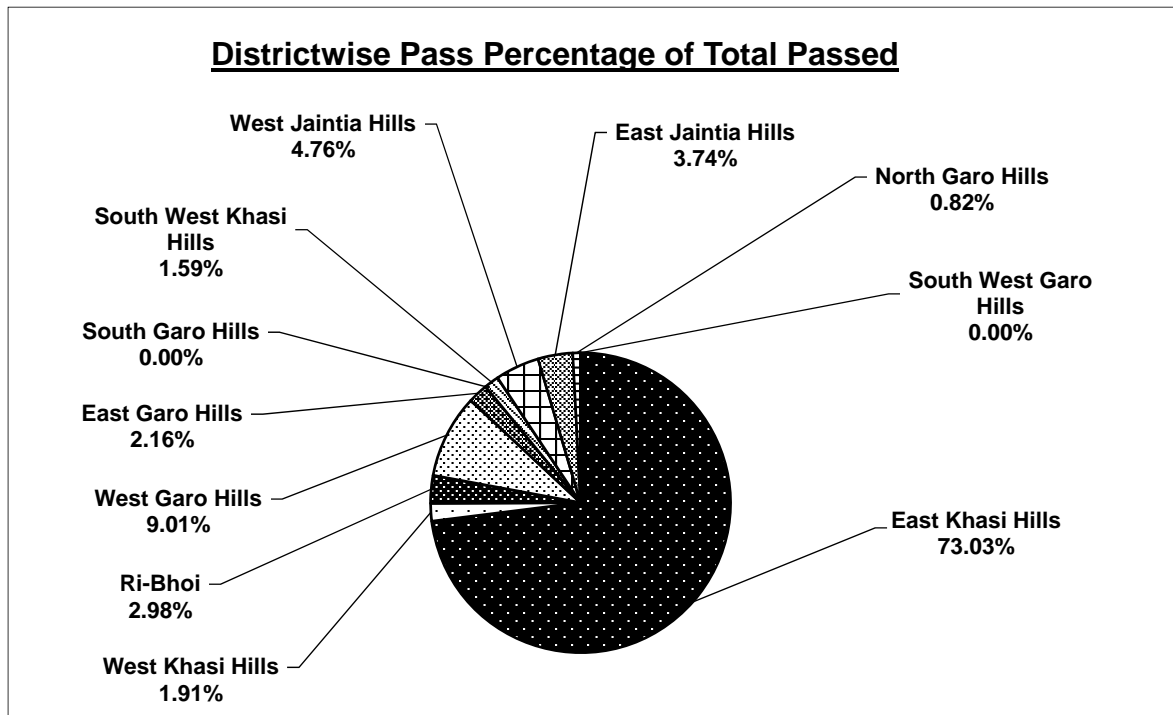
Controller of Examinations,  
 Meghalaya Board of School Education,  
 Tura

Dated Tura,  
 the 8th May, 2017

**MEGHALAYA BOARD OF SCHOOL EDUCATION**  
**HIGHER SECONDARY SCHOOL LEAVING CERTIFICATE EXAMINATION, 2017**  
**( COMMERCE STREAM )**

**Districtwise Percentage of Pass**

| Districts              | No of Candidates |             | Percentage of Pass |
|------------------------|------------------|-------------|--------------------|
|                        | Appeared         | Passed      |                    |
| East Khasi Hills       | 1557             | 1151        | 73.92              |
| West Khasi Hills       | 50               | 30          | 60.00              |
| Ri-Bhoi                | 60               | 47          | 78.33              |
| West Garo Hills        | 230              | 142         | 61.74              |
| East Garo Hills        | 41               | 34          | 82.93              |
| South Garo Hills       | Nil              | Nil         | -                  |
| South West Khasi Hills | 30               | 25          | 83.33              |
| West Jaintia Hills     | 132              | 75          | 56.82              |
| East Jaintia Hills     | 71               | 59          | 83.10              |
| North Garo Hills       | 22               | 13          | 59.09              |
| South West Garo Hills  | Nil              | Nil         | -                  |
| <b>Grand Total</b>     | <b>2193</b>      | <b>1576</b> | <b>71.87</b>       |



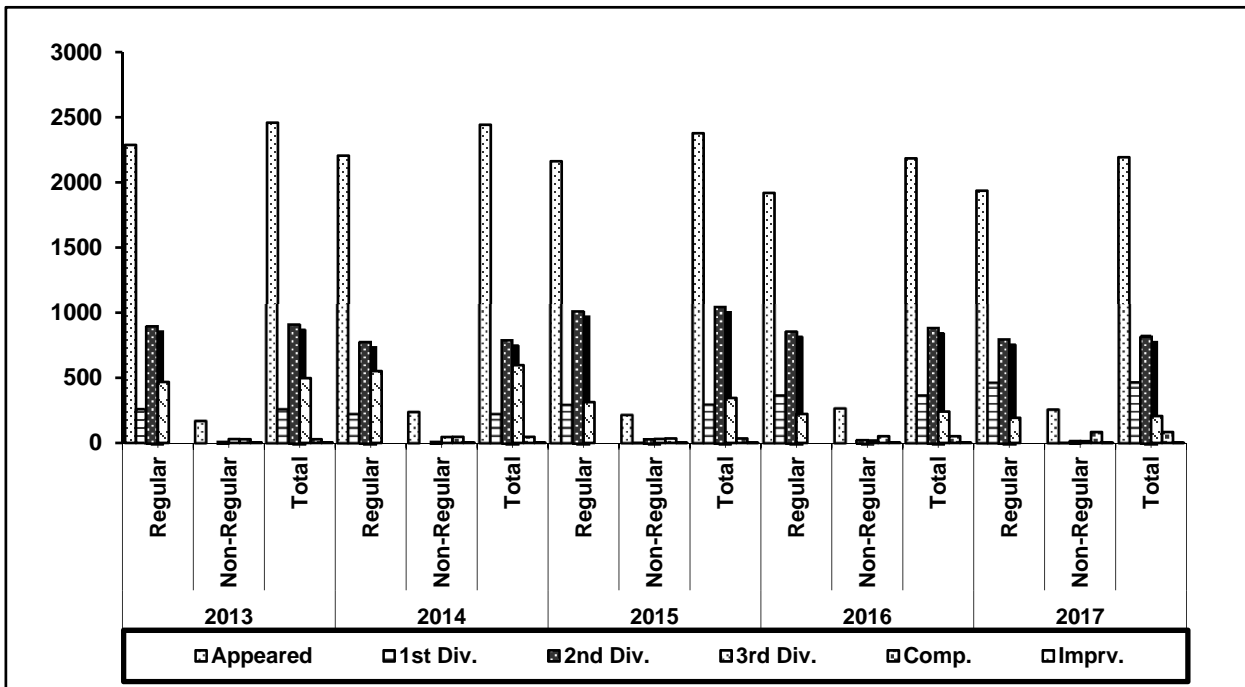
( T. R. Laloo )  
**Controller of Examinations,**  
**Meghalaya Board of School Education,**  
**Tura**


Dated Tura,  
the 8th May, 2017

**MEGHALAYA BOARD OF SCHOOL EDUCATION**  
**HIGHER SECONDARY SCHOOL LEAVING CERTIFICATE EXAMINATION, 2017**  
**( COMMERCE STREAM )**

**STATEMENT OF HSSLC EXAMINATION RESULTS FOR FIVE YEARS ( 2013-2017 )**

| Year of Examination | Category     | Appeared    | No of Candidates Passed |             |            |           |          | Total       | Pass Percentage |
|---------------------|--------------|-------------|-------------------------|-------------|------------|-----------|----------|-------------|-----------------|
|                     |              |             | 1st Div.                | 2nd Div.    | 3rd Div.   | Comp.     | Imprv.   |             |                 |
| 2013                | Regular      | 2288        | 259                     | 899         | 468        | 0         | 0        | 1626        | 71.07           |
|                     | Non-Regular  | 170         | 0                       | 13          | 30         | 29        | 4        | 76          | 44.71           |
|                     | <b>Total</b> | <b>2458</b> | <b>259</b>              | <b>912</b>  | <b>498</b> | <b>29</b> | <b>4</b> | <b>1702</b> | <b>69.24</b>    |
| 2014                | Regular      | 2205        | 222                     | 778         | 552        | 0         | 0        | 1552        | 70.39           |
|                     | Non-Regular  | 238         | 0                       | 13          | 45         | 47        | 2        | 107         | 44.96           |
|                     | <b>Total</b> | <b>2443</b> | <b>222</b>              | <b>791</b>  | <b>597</b> | <b>47</b> | <b>2</b> | <b>1659</b> | <b>67.91</b>    |
| 2015                | Regular      | 2162        | 292                     | 1011        | 314        | 0         | 0        | 1617        | 74.79           |
|                     | Non-Regular  | 215         | 2                       | 34          | 31         | 34        | 1        | 102         | 47.44           |
|                     | <b>Total</b> | <b>2377</b> | <b>294</b>              | <b>1045</b> | <b>345</b> | <b>34</b> | <b>1</b> | <b>1719</b> | <b>72.32</b>    |
| 2016                | Regular      | 1919        | 364                     | 855         | 222        | 0         | 0        | 1441        | 75.09           |
|                     | Non-Regular  | 265         | 0                       | 27          | 19         | 52        | 3        | 101         | 38.11           |
|                     | <b>Total</b> | <b>2184</b> | <b>364</b>              | <b>882</b>  | <b>241</b> | <b>52</b> | <b>3</b> | <b>1542</b> | <b>70.60</b>    |
| 2017                | Regular      | 1936        | 462                     | 799         | 193        | 0         | 0        | 1454        | 75.10           |
|                     | Non-Regular  | 257         | 3                       | 20          | 14         | 84        | 1        | 122         | 47.47           |
|                     | <b>Total</b> | <b>2193</b> | <b>465</b>              | <b>819</b>  | <b>207</b> | <b>84</b> | <b>1</b> | <b>1576</b> | <b>71.87</b>    |





( T. R. Laloo )  
 Controller of Examinations,  
 Meghalaya Board of School Education,  
 Tura


Dated Tura,  
 the 8th May, 2017

# MEGHALAYA BOARD OF SCHOOL EDUCATION

## HIGHER SECONDARY SCHOOL LEAVING CERTIFICATE EXAMINATION, 2017 INSTITUTIONWISE PERCENTAGE OF PASS IN THE HSSLC EXAMINATION, 2017 ( COMMERCE STREAM )

| Sl No. | Institution                                      | Location            | Regular |     |     | Non-Regular |    |     | Total |     |     |
|--------|--|---------------------|---------|-----|-----|-------------|----|-----|-------|-----|-----|
|        |  |                     | A       | P   | %   | A           | P  | %   | A     | P   | %   |
| 1      | Adventist Higher Secondary School                | Thadlaskein         | 6       | 5   | 83  | 1           | -  | -   | 7     | 5   | 71  |
| 2      | All Saints Diocesan Higher Secondary School      | Shillong            | 26      | 24  | 92  | 3           | 1  | 33  | 29    | 25  | 86  |
| 3      | Alpha English Higher Secondary School            | Nongpoh             | 28      | 27  | 96  | -           | -  | -   | 28    | 27  | 96  |
| 4      | Alpine College                                   | Shillong            | -       | -   | -   | 1           | -  | -   | 1     | -   | -   |
| 5      | Anderson Higher Secondary School                 | Upper New Nongstoin | 12      | 12  | 100 | -           | -  | -   | 12    | 12  | 100 |
| 6      | B. B. S. College                                 | Shillong            | 103     | 56  | 54  | 26          | 9  | 35  | 129   | 65  | 50  |
| 7      | Bidarik Institute of Learning                    | New Tura            | 3       | 1   | 33  | -           | -  | -   | 3     | 1   | 33  |
| 8      | Bissau College                                   | Shillong            | 1       | -   | -   | 2           | 1  | 50  | 3     | 1   | 33  |
| 9      | Christian Academy Higher Secondary School        | Shillong            | 17      | 16  | 94  | -           | -  | -   | 17    | 16  | 94  |
| 10     | Don Bosco College (Hr. Sec. Section)             | Tura                | 93      | 65  | 70  | 25          | 13 | 52  | 118   | 78  | 66  |
| 11     | Don Bosco Higher Secondary School                | Mendal              | 22      | 13  | 59  | -           | -  | -   | 22    | 13  | 59  |
| 12     | Goodwill College                                 | Shillong            | 9       | 1   | 11  | -           | -  | -   | 9     | 1   | 11  |
| 13     | Gorkha Pathshala Higher Secondary School         | Shillong            | 41      | 32  | 78  | 10          | 8  | 80  | 51    | 40  | 78  |
| 14     | H. Elias Memorial Higher Secondary School        | Shillong            | 16      | 11  | 69  | 2           | -  | -   | 18    | 11  | 61  |
| 15     | Hill Crest Higher Secondary School               | Shillong            | 11      | 2   | 18  | -           | -  | -   | 11    | 2   | 18  |
| 16     | Jaintia Eastern College                          | Khliehriat          | 23      | 16  | 70  | 3           | 3  | 100 | 26    | 19  | 73  |
| 17     | K. J. P. Girls' Higher Secondary School          | Shillong            | 18      | 13  | 72  | 4           | 1  | 25  | 22    | 14  | 64  |
| 18     | K. J. P. Synod Mihngi Higher Secondary School    | Jowai               | 31      | 27  | 87  | -           | -  | -   | 31    | 27  | 87  |
| 19     | Khadsawphra Higher Secondary School              | Mairang             | 4       | 4   | 100 | -           | -  | -   | 4     | 4   | 100 |
| 20     | Khliehriat Higher Secondary School               | Khliehriat          | 43      | 38  | 88  | 2           | 2  | 100 | 45    | 40  | 89  |
| 21     | Kiang Nangbah Govt. Higher Secondary School      | Jowai               | 25      | 15  | 60  | 21          | 4  | 19  | 46    | 19  | 41  |
| 22     | Laban Bengalee Boys' Hr. Sec. School             | Shillong            | 27      | 20  | 74  | 5           | 5  | 100 | 32    | 25  | 78  |
| 23     | Laban Presbyterian Higher Secondary School       | Shillong            | 14      | 13  | 93  | 1           | -  | -   | 15    | 13  | 87  |
| 24     | Laitumkhrah Presbyterian Higher Secondary School | Shillong            | 38      | 32  | 84  | 4           | 4  | 100 | 42    | 36  | 86  |
| 25     | Langtor Higher Secondary School                  | Langtor             | 16      | 11  | 69  | 1           | -  | -   | 17    | 11  | 65  |
| 26     | Little Star Higher Secondary School              | Baridua             | 1       | 1   | 100 | -           | -  | -   | 1     | 1   | 100 |
| 27     | Loyola Higher Secondary School                   | Williamnagar        | 41      | 34  | 83  | -           | -  | -   | 41    | 34  | 83  |
| 28     | Mawprem Modern Higher Secondary School           | Shillong            | 7       | 5   | 71  | -           | -  | -   | 7     | 5   | 71  |
| 29     | Mawryngkneng Higher Secondary School             | Mawryngkneng        | 12      | 12  | 100 | -           | -  | -   | 12    | 12  | 100 |
| 30     | Mawsynram Border Area Higher Secondary School    | Mawsynram           | 7       | 2   | 29  | 4           | 1  | 25  | 11    | 3   | 27  |
| 31     | Montfort Centre for Education                    | Tura                | 8       | 5   | 63  | -           | -  | -   | 8     | 5   | 63  |
| 32     | Myngken Christian Higher Secondary School        | Bhoiryngbong        | 10      | 9   | 90  | -           | -  | -   | 10    | 9   | 90  |
| 33     | Nongthymmai Nepali Hr. Sec. School               | Shillong            | 55      | 55  | 100 | 1           | -  | -   | 56    | 55  | 98  |
| 34     | PAS Foundation Higher Secondary School           | Tura                | 13      | 8   | 62  | -           | -  | -   | 13    | 8   | 62  |
| 35     | Raid Laban College                               | Shillong            | 24      | 8   | 33  | 3           | 2  | 67  | 27    | 10  | 37  |
| 36     | Ri-Bhoi College                                  | Nongpoh             | 11      | 6   | 55  | 1           | 1  | 100 | 12    | 7   | 58  |
| 37     | Rilbong P.N. Chaudhuri Higher Secondary School   | Shillong            | 15      | 14  | 93  | -           | -  | -   | 15    | 14  | 93  |
| 38     | Sacred Heart Girls' Higher Secondary School      | Shillong            | 3       | 3   | 100 | 1           | 1  | 100 | 4     | 4   | 100 |
| 39     | Seng Khasi College                               | Shillong            | 53      | 34  | 64  | 19          | 6  | 32  | 72    | 40  | 56  |
| 40     | Seven Set Annexe Higher Secondary School         | Shillong            | 71      | 62  | 87  | 4           | 3  | 75  | 75    | 65  | 87  |
| 41     | Shillong College                                 | Shillong            | 142     | 98  | 69  | 12          | 6  | 50  | 154   | 104 | 68  |
| 42     | Shillong Commerce College                        | Shillong            | 178     | 122 | 69  | 11          | 7  | 64  | 189   | 129 | 68  |
| 43     | Sngap Syiem College                              | Mawkyrwat           | 29      | 25  | 86  | 1           | -  | -   | 30    | 25  | 83  |
| 44     | St. Anthony's Higher Secondary School            | Shillong            | 160     | 135 | 84  | 1           | 1  | 100 | 161   | 136 | 84  |
| 45     | St. Edmund's Higher Secondary School             | Shillong            | 90      | 87  | 97  | 3           | 2  | 67  | 93    | 89  | 96  |
| 46     | St. John Bosco Boys' Hr. Sec. School             | Cherrapunjee        | 25      | 17  | 68  | 2           | 1  | 50  | 27    | 18  | 67  |
| 47     | St. John's Higher Secondary School               | Laban               | 7       | 6   | 86  | 5           | 2  | 40  | 12    | 8   | 67  |
| 48     | St. Margaret's Hr. Sec. School                   | Shillong            | 21      | 20  | 95  | -           | -  | -   | 21    | 20  | 95  |
| 49     | St. Mary's Higher Secondary School               | Shillong            | 51      | 46  | 90  | 1           | 1  | 100 | 52    | 47  | 90  |
| 50     | St. Michael's Higher Secondary School            | Umsning             | 5       | 2   | 40  | 4           | 1  | 25  | 9     | 3   | 33  |
| 51     | St. Peter's Higher Secondary School              | Shillong            | 26      | 25  | 96  | -           | -  | -   | 26    | 25  | 96  |

| Sl No. | Institution                        | Location        | Regular |    |    | Non-Regular |    |    | Total |    |    |
|--------|------------------------------------|-----------------|---------|----|----|-------------|----|----|-------|----|----|
|        |                                    |                 | A       | P  | %  | A           | P  | %  | A     | P  | %  |
| 52     | Synod College                      | Shillong        | 51      | 40 | 78 | 8           | 5  | 63 | 59    | 45 | 76 |
| 53     | Synod Higher Secondary School      | Shillong        | 16      | 11 | 69 | -           | -  | -  | 16    | 11 | 69 |
| 54     | Thomas Jones Synod College         | Jowai           | 39      | 23 | 59 | 9           | 1  | 11 | 48    | 24 | 50 |
| 55     | Tirot Sing Memorial College        | Mairang         | 12      | 3  | 25 | 5           | -  | -  | 17    | 3  | 18 |
| 56     | Tura Govt. Higher Secondary School | Tura            | 38      | 23 | 61 | 20          | 11 | 55 | 58    | 34 | 59 |
| 57     | Tura United Christian Academy      | Hawakhana, Tura | 20      | 9  | 45 | 10          | 7  | 70 | 30    | 16 | 53 |
| 58     | Umshyrpi College                   | Shillong        | 68      | 50 | 74 | 21          | 12 | 57 | 89    | 62 | 70 |



( T. R. Laloo )  
 Controller of Examinations,  
 Meghalaya Board of School Education,  
 Tura

Dated Tura,  
 the 8th May, 2017